

LSN SERIES Commercial Lighting

LSN-4FT-40W-MCTP-D-SEN
4FT NARROW STRIP WITH SENSOR



MCTP

Selection:



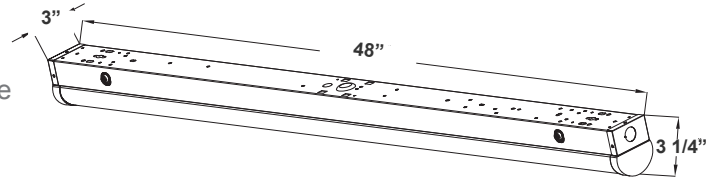
Customer Name: _____

Project Name: _____

Note: _____

Type: _____

LED Strip Light is a cost-effective, energy-efficient lighting fixture for surface mount applications such as corridors, stairwells, public rooms, schools, hospitals utility areas, etc. Ideal choice for residential, commercial, and industrial lighting. Steady performance and long lifetime. Ideal for applications requiring fixtures with motion sensor or battery backup, see factory-installed options below



48"(L) x 3"(W) x 3 1/4"(H)

Features

- High Lumen Efficiency
- Ceiling Mount or Suspended Mount
- Linkable (Optional Alignment Bracket Available)
- MCTP: Multi Color Temperature & Power (Selectable Switch Inside Fixture)

Technical Specifications

Electrical:

- Voltage: 120-277VAC 60Hz
- Wattage: 25W/30W/40W
- Power Factor: >0.99
- Efficacy: 130 LPW

Mechanical:

- Whit Finish
- Bi-Level Microwave Motion Sensor Inside the Fixture Under The Lens.
- Lens: Polycarbonate Frosted Lens, Shatter Resistant
- Translucent Lens Caps Illuminate With The Light.
- Integrated Lens & LED Module for Easy Installation & Maintenance.
- Ceiling Mount or Suspended Mount
- Junction Box Cover Kit Included, It Sits on Any 3" or 4" Round Junction Boxes
- Operating Temperature: -4°F -122°F
- Housing: Cold-rolled Steel
- Lens: Polycarbonate Frosted Lens
- IP20, Indoor Use Only
- 5-Year Warranty

Sensor Spec:

- Detection Range: 17Ft. / 360°
- Mounting Height: 25Ft. Max.
- DIP Settings switch on The Sensor
- Optional Remote Control (WEC-3RC)

Lighting:

- MCTP: Multi Color Temperature & Power (Selectable Switch Inside Fixture)
- Dimmable: 0~10V Dimming
- Total Lumens: 4160LM
- Color Temperatures: 3500K/ 4000K/ 5000K
- Color Rendering Index: CRI ≥ 80
- Reduces Energy Consumption Up to 80% Compared to a Fluorescent Fixture

Applications:

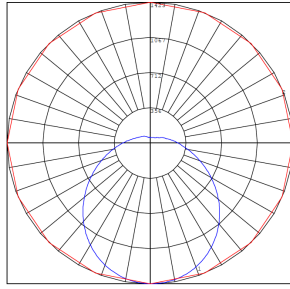
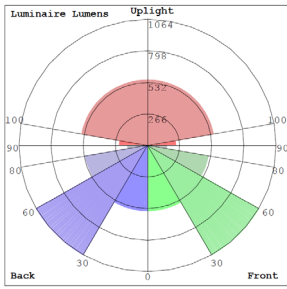
- LED Strip Light is a cost-effective, energy-efficient lighting fixture for surface mount applications such as corridors, stairwells, public rooms, schools, hospitals utility areas, etc.
- Ideal for applications requiring fixtures with motion sensor or battery backup, see factory-installed options below
- Ideal for residential, commercial, and industrial lighting. Steady performance and long lifetime

Other Models:

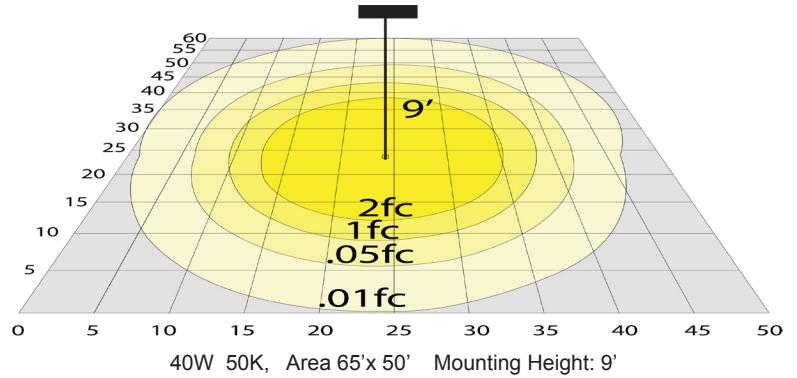
- 80W | 10400LM | LSN-8FT-80W-MCTP-D-SEN



Photometrics: LSN-4FT-40W-MCTP-D-SEN



BUD Rating: B2-U4-G2



Other Views:



End View



Side View



Back View

Performance Table: LSN-4FT-40W-MCTP-D-SEN

MODEL NO.	Wattage	Voltage	Lumens	Color Temp.	BUG Rating	LPW
LSN-4FT-40W-MCTP-D-SEN	25W	120~277V	3250LM	3500K	B2-U4-G2	130
	30W		3900LM	4000K		
	40W		5200LM	5000K		

Sample Ordering

Model	Size	Wattage	Color Temp.	Dimming	Sensor
LSN	4FT	40W	MCTP	D	SEN

Accessories:

Blank = No Option For Accessories

LSN-CB = LSN SERIES ALIGNMENT BRACKET

SCL-TBC-WN = T-BAR CLIP WITH SUSPENSION HOLE ON TOP. WING NUT AND WASHER INCL.

SCL-CSY = ADJUSTABLE 1/16" 6FT. SUSPENSION KIT WITH Y-CONNECTOR KEY HOLE SET + 2

T-BAR CLIPS + 1 CABLE BUSHING + 3 PLASTIC TIE STRAPS - 70 LBS. MAX LOAD

SCL-GSY10 = HEAVY-DUTY ADJUSTABLE 1/16" 10FT. SUSPENSION KIT WITH Y-CONNECTOR &

LOOP GRIPPER & HOOKS - 70 LBS. MAX LOAD (2 PER SET)

SCL-GSY20 = HEAVY-DUTY ADJUSTABLE 1/16" 20FT. SUSPENSION KIT WITH Y-CONNECTOR &

LOOP GRIPPER & HOOKS - 70 LBS. MAX LOAD (2 PER SET)

SCL-GSY110 = ADJ. 20FT 1/16in SINGLE SUSPENSION CABLE WITH Y HOOK ENDS. LOOP

GRIPPER ON TOP 70 LBS. MAX LOAD (ORDER 3 FOR 8FT.)

SCL-GSY120 = ADJ. 20FT 1/16in SINGLE SUSPENSION CABLE WITH Y HOOK ENDS. LOOP

GRIPPER ON TOP 70 LBS. MAX LOAD (ORDER 3 FOR 8FT.)

LSN-4FT-WG = WIRE GUARD KIT FOR 4FT OR SET OF 2 FOR 8FT LSN STRIP LIGHT

Factory-Installed Options:

Blank = No Option For Accessories

OPT-HBC-125TL-WH = NEMA TWIST-LOCK PLUG 8FT, 15A, 125V

OPT-HBC-277TL-WH = NEMA TWIST-LOCK PLUG 8FT, 15A, 277V

OPT-HBC-125SB-WH = STRAIGHT BLADE PLUG 10FT, 15A,125V, 3-CONDUCTOR 18AWG

ACCESSORIES:



SCL-GSY110



SCL-GSY120



SCL-TBC-WN



ALIGNMENT (COUPLING) BRACKET



SCL-GSY10



SCL-GSY20



SCL-CSY



LSN-4FT-WG

FACTORY-INSTALLED OPTIONS:



OPT-HBC-125SB-WH



OPT-HBC-125TL-WH



OPT-HBC-277TL-WH

